

MX-5




mazda



zoom-zoom

IMAGINATION DRIVES US



Imagination is the world's most valuable resource. It's our window to the future, because if we can imagine it, we can create it. Mazda is built on a foundation of imagination and ingenuity. It's the fuel behind all we create and achieve. It has given us SKYACTIV TECHNOLOGY, 'KODO – Soul of Motion' design and countless successes that once existed only in someone's imagination. These pages show how imagination is an integral part of our innovative cars.

CONTENTS

04	INTRODUCTION
06	SKYACTIV TECHNOLOGY
08	SAFETY
10	MODELS
18	SPECIFICATIONS
22	CONFIDENCE
23	COLOUR, TRIM & WHEELS





AT ONE WITH THE ROAD

Lighter and more streamlined than ever, MX-5 captures Mazda's signature KODO Design philosophy in its most exciting form. 'Jinba Ittai' - the philosophy of 'horse and rider as one' can be felt in the ultra-responsive handling and enhanced feeling of balance and control as a result of perfect 50:50 front to rear weight distribution. Lean, muscular lines capture the moment energy becomes motion, while the uncluttered interior is designed to feel like an extension of the driver. As the world's most popular lightweight sports car for over two decades, iconic Mazda MX-5 excites every sense like only a true roadster can.



Roadster GT in Ceramic Metallic.

SKYACTIV TECHNOLOGY NOW WITH MORE ZOOM-ZOOM

Mazda's breakthrough SKYACTIV TECHNOLOGY delivers a driving experience that's unparalleled. Every element has been painstakingly calibrated, from the engine, transmission to the chassis, to unlock superior handling and efficient fuel economy in all conditions. SKYACTIV TECHNOLOGY also delivers exceptional power when you need it, taking the soft-top 2.0L manual from 0 - 100km/h in a blistering 6.5 seconds.



SKYACTIV-MT

The newly developed 6-speed SKYACTIV-MT manual transmission delivers a lively performance and superior fuel economy. As one of the world's lightest transmissions, it's helped keep Mazda MX-5's weight down.



SKYACTIV-CHASSIS

The development of the Mazda MX-5 SKYACTIV-CHASSIS was focused on achieving superior handling and stability, with faithful responses in every driving situation. The vehicle's posture has been crafted for flawless cornering, acceleration and braking to engage in a harmonious conversation with the open road.



SKYACTIV-G 1.5L

The new generation SKYACTIV-G 1.5L petrol engine features direct injection with a unique piston design to promote more effective fuel combustion - boosting power and fuel economy while lowering emissions. With maximum power of 97kW @ 7,000rpm and torque of up to 152Nm @ 4,500rpm, it unleashes powerful performance with the feel of a broad torque range. The redesigned engine block delivers powerful acceleration well into the high RPM range, with a compression ratio of 13.0:1 when running on high-octane fuel.



SKYACTIV-G 2.0L

Developed to offer driving pleasure in all conditions, the SKYACTIV-G 2.0L engine delivers maximum power of up to 135kW @ 7,000rpm and torque of 205Nm @ 4,000rpm, all with impressive fuel economy. The reduced weight and greater combustion efficiency means the driver gets an engine they can always count on in the high RPM range.



SKYACTIV-BODY

The new Mazda MX-5 SKYACTIV-BODY is assembled with materials explicitly selected to keep it light, yet rigid. Constructed from a combination of ultra-high tensile steel and high-strength aluminium, the body is designed with integrity to be strong without bulk. The high-strength SKYACTIV-BODY is engineered to minimise harm in the event of a collision. Front airbags for both passengers come as standard, and side airbags with head-protecting cells safeguard against impact even with the top down.





COMMAND THE ROAD AHEAD

Mazda MX-5 is the epitome of the driver's car, with every element carefully designed to evoke the feeling of being at one with the vehicle. Interior panels featuring matching exterior paintwork comfortably envelop the driver for a sport-luxe feel in the cockpit. Sink into the artfully designed seats, which have received increased rigidity in their controls, and adjust the telescopic steering wheel for a truly bespoke driving experience. With MZD Connect, the MX-5 becomes an extension of your smartphone, allowing you to access your music, contacts and social networks from a single screen via Bluetooth®. In addition to the standard 6-speaker configuration that comes with driver's side headrest speakers, Mazda MX-5 is also available with exclusively developed premium 9-speaker Bose® sound system featuring a subwoofer and also passenger's side headrest speakers. This is designed to produce stunning sound quality, even with the top down. In the RF model, you'll experience one of the world's fastest roof opening and closing times.

SMART CITY BRAKE SUPPORT

Smart City Brake Support [Forward] (SCBS-F) monitors vehicles in front of you to assess the possibility of a collision at forward speeds of 4-80km/h.

If there is a high risk, the system will warn you and brake automatically if needed, helping you avoid a collision or minimise it. Smart City Brake Support [Reverse] (SCBS-R), available on GT models, works the same way when reversing at speeds of 2-8km/h.



SAFETY NEVER TAKES A BACK SEAT

Thanks to i-ACTIVSENSE advanced safety technologies*, MX-5 is just as focused on delivering an exhilarating drive as it is maximising safety and peace of mind. Traffic Sign Recognition (TSR) which detects speed limit, no entry and stop signs then displays them on Multi-information Display, Rear Cross Traffic Alert (RCTA) which helps you safely reverse out of parking spaces by scanning your environment and alerting you to cars coming from either side, and reverse camera which allows you to safely see what's behind, all now come standard across the range. GT models include Lane Departure Warning (LDW) which monitors markings on the road and alerts you if you're straying from your lane and Adaptive LED Headlamps (ALH) which automatically adjust their brilliance as road conditions change.



TELESCOPIC STEERING WHEEL

Feel further connected to your drive thanks to the new telescopic steering wheel. Available in all models, it's now even easier to find the ideal driving position in your MX-5.

*i-ACTIVSENSE safety technologies are driver assist technologies only and should not be used in place of skilled and safe driving practices. It is the driver's sole responsibility to constantly monitor vehicle surroundings and conditions and comply with all applicable laws at all times.

MX-5 ROADSTER



Roadster in Soul Red Crystal Metallic.

ROADSTER SOFT-TOP FEATURES

- » 16-inch alloy wheels (black metallic) with 195/50 tyres
- » Cloth soft-top
- » Headlamps (LED) with auto on/off function
- » Power mirrors (piano black)
- » Rain-sensing wipers
- » Climate control air-conditioning
- » Cruise control
- » Seat trim: Black cloth
- » 7-inch touchscreen display (MZD Connect)
- » Audio system with: AM/FM tuner, digital radio (DAB+) and 6 speakers
- » Bluetooth® hands-free phone and audio capability†
- » Internet radio integration (Stitcher™ and Aha™)
- » Multi-function commander control
- » Satellite navigation
- » Airbags SRS: front and side (driver and passenger)
- » Blind Spot Monitoring (BSM)*
- » Limited-Slip Differential (MT only)
- » Rear Cross Traffic Alert (RCTA)*
- » Reverse camera*
- » Smart City Brake Support [Forward] (SCBS-F)*
- » Traffic Sign Recognition (TSR)*
- » Tyre Pressure Monitoring System (TPMS)

POWERTRAIN

SKYACTIV-G

- » 1.5 litre in-line 4 cylinder 16 valve DOHC SV-T petrol engine
- » Drivetrain: RWD
- » Fuel consumption (combined): 6.2L/100km[‡] (manual) or 6.4L/100km[‡] (auto)
- » Max power: 97kW @ 7,000rpm
- » Max torque: 152Nm @ 4,500rpm
- » Transmission: 6-speed manual (SKYACTIV-MT) or 6-speed auto

* i-ACTIVSENSE, other safety technologies and driver-assistance features do not replace the driver's judgement, and should not be used in place of skilled and safe driving practices. It is the driver's sole responsibility to monitor vehicle surroundings and conditions and comply with all applicable laws at all times.

† Please check the compatibility of your Bluetooth® device (particularly your mobile phone) with the specific Mazda vehicle you intend to purchase as not all devices operate correctly. Visit www.mazda.com.au/Bluetooth or consult your Mazda Dealer for further information.

‡ Fuel consumption figures are based on ADR 81/02 test results. They are useful in comparing the fuel consumption of different vehicles. They may not be the fuel consumption achieved in practice. This will depend on traffic and road conditions and how the vehicle is driven.



HELP WHEN YOU NEED IT

Smart City Brake Support monitors vehicles in front of you to assess the likelihood of a collision and will warn or brake automatically if needed.



EXTEND YOUR VISION

Blind Spot Monitoring detects unseen vehicles during lane changes, alerting you with visual and audio cues.



SEES WHERE YOU CAN'T

Reverse camera allows you to safely see what's behind when performing reversing manoeuvres.



DAZZLING BY DESIGN

Sleek LED headlamps with auto on/off function perfectly complement the bold front styling.

MX-5

ROADSTER GT



Roadster GT in Ceramic Metallic.

ROADSTER GT SOFT-TOP

ADDITIONAL TO ROADSTER SOFT-TOP

- » 17-inch alloy wheels (bright silver) with 205/45 tyres
- » Adaptive LED Headlamps (ALH)*
- » Daytime running lamps (LED)
- » Power mirrors (body coloured with heating)
- » Seat trim: Black or Tan leather[§]
- » Seats with: heating function
- » Rear-view mirror with auto dimming function
- » Premium Bose® 203 watt amplifier with 9 speakers
- » Advanced keyless entry
- » Driver Attention Alert (DAA)*
- » Lane Departure Warning (LDW)*
- » Reverse parking sensors*
- » Smart City Brake Support [Reverse] (SCBS-R)*

POWERTRAIN

SKYACTIV-G

- » 2.0 litre in-line 4 cylinder 16 valve DOHC SV-T petrol engine
- » Drivetrain: RWD
- » Fuel consumption (combined): 6.8L/100km* (manual) or 7.0L/100km* (auto)
- » Max power: 135kW @ 7,000rpm
- » Max torque: 205Nm @ 4,000rpm
- » Transmission: 6-speed manual (SKYACTIV-MT) or 6-speed auto

* i-ACTIVSENSE, other safety technologies and driver-assistance features do not replace the driver's judgement, and should not be used in place of skilled and safe driving practices. It is the driver's sole responsibility to monitor vehicle surroundings and conditions and comply with all applicable laws at all times.

§ Leather interior includes some Maztex material on selected high impact surfaces.

† Fuel consumption figures are based on ADR 81/02 test results. They are useful in comparing the fuel consumption of different vehicles. They may not be the fuel consumption achieved in practice. This will depend on traffic and road conditions and how the vehicle is driven.



PARK WITH CONFIDENCE

Reverse parking sensors will deliver an audible alert to the driver if a nearby object is detected when reversing.



NO KEY REQUIRED

Advanced keyless entry means as long as you're carrying the remote locking unit, you enter just by pressing a button on either front door.



MAKE SOME NOISE

Jointly developed with Bose®, the premium 9 speaker audio system produces stunning quality even with the top down.



CONTROL YOUR CLIMATE

Maintain a comfortable environment all year round with climate control you can adjust to your preference.



RF in Snowflake White Pearl Mica.

RF FEATURES

- » 17-inch alloy wheels (black metallic) with 205/45 tyres
- » Body coloured retractable roof
- » Daytime running lamps (LED)
- » Headlamps (LED) with auto on/off function
- » Power mirrors (piano black)
- » Rain-sensing wipers
- » Climate control air-conditioning
- » Cruise control
- » Seat trim: Black cloth
- » 7-inch touchscreen display (MZD Connect)
- » Audio system with: AM/FM tuner, digital radio (DAB+) and 6 speakers
- » Bluetooth® hands-free phone and audio capability†
- » Internet radio integration (Stitcher™ and Aha™)
- » Multi-function commander control
- » Satellite navigation
- » Airbags SRS: front and side (driver and passenger)
- » Blind Spot Monitoring (BSM)*
- » Limited-Slip Differential (MT only)
- » Rear Cross Traffic Alert (RCTA)*
- » Reverse camera*
- » Smart City Brake Support [Forward] (SCBS-F)*
- » Traffic Sign Recognition (TSR)*
- » Tyre Pressure Monitoring System (TPMS)

POWERTRAIN

SKYACTIV-G

- » 2.0 litre in-line 4 cylinder 16 valve DOHC SV-T petrol engine
- » Drivetrain: RWD
- » Fuel consumption (combined): 6.9L/100km‡ (manual) or 7.2L/100km‡ (auto)
- » Max power: 135kW @ 7,000rpm
- » Max torque: 205Nm @ 4,000rpm
- » Transmission: 6-speed manual (SKYACTIV-MT) or 6-speed auto

* i-ACTIVSENSE, other safety technologies and driver-assistance features do not replace the driver's judgement, and should not be used in place of skilled and safe driving practices. It is the driver's sole responsibility to monitor vehicle surroundings and conditions and comply with all applicable laws at all times.

† Please check the compatibility of your Bluetooth® device (particularly your mobile phone) with the specific Mazda vehicle you intend to purchase as not all devices operate correctly. Visit www.mazda.com.au/Bluetooth or consult your Mazda Dealer for further information.

‡ Fuel consumption figures are based on ADR 81/02 test results. They are useful in comparing the fuel consumption of different vehicles. They may not be the fuel consumption achieved in practice. This will depend on traffic and road conditions and how the vehicle is driven.



SCAN THE ROAD

When reversing from a parking space, Rear Cross Traffic Alert (RCTA) warns you of cars approaching either side through visual and audible alerts.



WHERE TO?

Relax and enjoy the drive with satellite navigation that's mapped out the journey for you.



STAND OUT

LED daytime running lamps make you significantly more visible to other drivers.



TOUCH THE SKY

Enjoy one of the world's fastest roof opening and closing times, all with the push of a button.



RF GT in Machine Grey Metallic with black roof.

RF GT FEATURES

RF GT ADDITIONAL TO RF

- » 17-inch alloy wheels (bright silver) with 205/45 tyres
- » Body coloured or black retractable roof
- » Adaptive LED Headlamps (ALH)*
- » Advanced keyless entry
- » Power mirrors (body coloured with heating)
- » Seat trim: Black or Tan leather, or Chroma brown nappa leather[§]
- » Seats with: heating function
- » Rear-view mirror with auto dimming function
- » Premium Bose® 203 watt amplifier with 9 speakers
- » Driver Attention Alert (DAA)*
- » Lane Departure Warning (LDW)*
- » Reverse parking sensors*
- » Smart City Brake Support [Reverse] (SCBS-R)*

POWERTRAIN

SKYACTIV-G

- » 2.0 litre in-line 4 cylinder 16 valve DOHC SV-T petrol engine
- » Drivetrain: RWD
- » Fuel consumption (combined): 6.9L/100km[‡] (manual) or 7.2L/100km[‡] (auto)
- » Max power: 135kW @ 7,000rpm
- » Max torque: 205Nm @ 4,000rpm
- » Transmission: 6-speed manual (SKYACTIV-MT) or 6-speed auto

* i-ACTIVSENSE, other safety technologies and driver-assistance features do not replace the driver's judgement, and should not be used in place of skilled and safe driving practices. It is the driver's sole responsibility to monitor vehicle surroundings and conditions and comply with all applicable laws at all times.

§ Leather interior includes some Maztex material on selected high impact surfaces. Chroma brown nappa leather only available with black roof.

‡ Fuel consumption figures are based on ADR 81/02 test results. They are useful in comparing the fuel consumption of different vehicles. They may not be the fuel consumption achieved in practice. This will depend on traffic and road conditions and how the vehicle is driven.



SPORTY BY NATURE

Choose between classic body-coloured or two-toned black roof for the sportier look.



BETWEEN THE LINES

Lane Departure Warning (LDW) alerts you if you accidentally stray from your lane.



THE HOT SEAT

Heated seats keep you warm and comfortable, even when the top is down.



SHINE BRIGHT

Adaptive LED Headlamps (ALH) automatically control LED light patterns for optimal road illumination.

SPECIFICATIONS

Powertrain	1.5L I4 Petrol	2.0L I4 Petrol	2.0L I4 Petrol RF
Bore and stroke (mm)	74.5 x 85.8	83.5 x 91.2	83.5 x 91.2
Compression ratio	13.0 : 1	13.0 : 1	13.0 : 1
Drivetrain	RWD	RWD	RWD
Emissions standard	Euro stage V	Euro stage V	Euro stage V
Engine capacity (cc)	1,496	1,998	1,998
Engine type	1.5 litre in-line 4 cylinder 16 valve DOHC S-VT petrol (SKYACTIV-G) engine	2.0 litre in-line 4 cylinder 16 valve DOHC S-VT petrol (SKYACTIV-G) engine	2.0 litre in-line 4 cylinder 16 valve DOHC S-VT petrol (SKYACTIV-G) engine
Fuel consumption (l/100km) [‡] :	Manual (combined)	6.2	6.9
	Manual (extra urban)	5.0	5.6
	Manual (urban)	8.3	9.2
	Auto (combined)	6.4	7.2
	Auto (extra urban)	5.1	5.6
	Auto (urban)	8.7	10.0
Fuel system	Electronic direct injection	Electronic direct injection	Electronic direct injection
Fuel tank capacity (litres)	45	45	45
Gear ratio - Manual/Auto:	1st	5.087 / 3.538	5.087 / 3.538
	2nd	2.991 / 2.060	2.991 / 2.060
	3rd	2.035 / 1.404	2.035 / 1.404
	4th	1.594 / 1.000	1.594 / 1.000
	5th	1.286 / 0.713	1.286 / 0.713
	6th	1.000 / 0.582	1.000 / 0.582
	Reverse	4.696 / 3.168	4.696 / 3.168
	Final drive	2.866 / 4.100	2.866 / 3.583
Maximum power (kW @ rpm)	97 @ 7,000	135 @ 7,000	135 @ 7,000
Maximum torque (Nm @ rpm)	152 @ 4,500	205 @ 4,000	205 @ 4,000
Recommended fuel	Premium unleaded (95RON or higher)	Premium unleaded (95RON or higher)	Premium unleaded (95RON or higher)
Throttle control	Electronic (drive-by-wire)	Electronic (drive-by-wire)	Electronic (drive-by-wire)
Transmission:	Manual	6-speed (SKYACTIV-MT)	6-speed (SKYACTIV-MT)
	Auto	6-speed	6-speed

Chassis and Powertrain Technologies	Roadster	Roadster GT	RF	RF GT
Automatic transmission drive selection	●	●	●	●
Automatic transmission kickdown switch	●	●	●	●
Double-pinion electric power assist steering	●	●	●	●
Hill Launch Assist (HLA)	●	●	●	●
Limited-Slip Differential (manual only)	●	●	●	●
Paddle shift gear control (auto only)	●	●	●	●
SKYACTIV-BODY	●	●	●	●
SKYACTIV-CHASSIS	●	●	●	●

Model Availability	Roadster	Roadster GT	RF	RF GT
2-seat Convertible:	1.5L I4 Petrol RWD / 6-speed manual	–	–	–
	1.5L I4 Petrol RWD / 6-speed automatic	–	–	–
	2.0L I4 Petrol RWD / 6-speed manual	–	●	●
	2.0L I4 Petrol RWD / 6-speed automatic	–	●	●

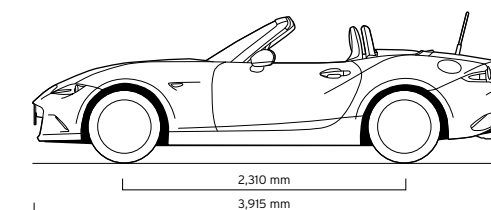
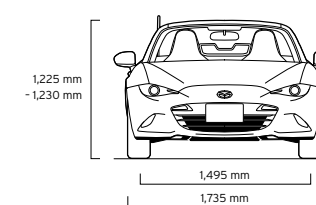
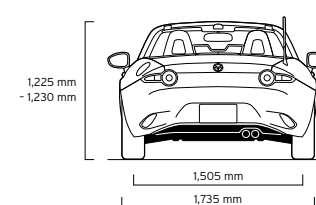
● = Standard, – = Not available.

Chassis		Roadster	Roadster GT	RF	RF GT
Brake diameter (mm):	Front 1.5L I4 Petrol RWD	258	–	–	–
	Front 2.0L I4 Petrol RWD	–	280	280	280
	Rear 1.5L I4 Petrol RWD	255	–	–	–
	Rear 2.0L I4 Petrol RWD	–	280	280	280
Brake type:	Front	----- Ventilated disc -----			
	Rear	----- Solid disc -----			
Suspension:	Front	----- Double wishbone -----			
	Rear	----- Multi-link -----			
Turning circle kerb to kerb (m)		9.4	9.4	9.4	9.4
Tyre size	1.5L I4 Petrol RWD	195/50 R16	–	–	–
	2.0L I4 Petrol RWD	–	205/45 R17	205/45 R17	205/45 R17
Tyre index	1.5L I4 Petrol RWD	84V	–	–	–
	2.0L I4 Petrol RWD	–	84W	84W	84W
Wheel size	1.5L I4 Petrol RWD	16 X 6.5 J	–	–	–
	2.0L I4 Petrol RWD	–	17 x 7.0 J	17 x 7.0 J	17 x 7.0 J
Wheel type		Alloy	Alloy	Alloy	Alloy

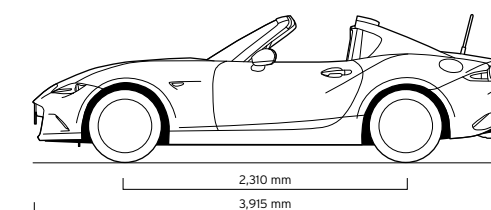
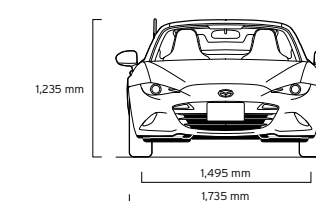
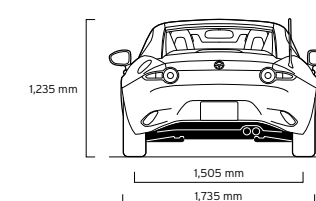
Weight and Capacities		Roadster	Roadster GT	RF	RF GT
Cargo room volume (litres)		130	130	127	127
Kerb weight (kg):	1.5L I4 Petrol RWD / 6-speed manual	1,012	–	–	–
	1.5L I4 Petrol RWD / 6-speed automatic	1,038	–	–	–
	2.0L I4 Petrol RWD / 6-speed manual	–	1,035	1,087	1,087
	2.0L I4 Petrol RWD / 6-speed automatic	–	1,061	1,112	1,112

Dimensions		Roadster	Roadster GT	RF	RF GT
Ground clearance laden (mm)	1.5L I4 Petrol RWD	125	–	–	–
	2.0L I4 Petrol RWD	–	135	135	135
Ground clearance unladen (mm)	1.5L I4 Petrol RWD	140	–	–	–
	2.0L I4 Petrol RWD	–	150	150	150
Overall length (mm)		3,915	3,915	3,915	3,915
Overall width (mm)		1,735	1,735	1,735	1,735
Overall height (mm)	1.5L I4 Petrol RWD	1,225	–	–	–
	2.0L I4 Petrol RWD	–	1,230	1,235	1,235
Track (mm):	Front	1,495	1,495	1,495	1,495
	Rear	1,505	1,505	1,505	1,505
Wheelbase (mm)		2,310	2,310	2,310	2,310

Roadster



RF



‡ Fuel consumption figures are based on ADR 81/02 test results. They are useful in comparing the fuel consumption of different vehicles. They may not be the fuel consumption achieved in practice. This will depend on traffic and road conditions and how the vehicle is driven.

SPECIFICATIONS

Exterior	Roadster	Roadster GT	RF	RF GT
Daytime running lamps (LED)	–	●	●	●
Door handles (body coloured)	●	●	●	●
Exhaust extensions	●	●	●	●
Front and rear bumpers (body coloured)	●	●	●	●
Green-tinted windscreen, side and rear windows	●	●	●	●
Headlamps (LED)	●	●	●	●
Headlamps auto on/off function	●	●	●	●
Power mirrors	●	●	●	●
Power mirrors (heated)	–	●	–	●
Power windows	●	●	●	●
Retractable hard-top (body coloured)	–	–	●	●
Retractable hard-top (black)	–	–	–	○
Soft-top (cloth)	●	●	–	–
Tail-lamps (LED)	●	●	●	●
Window demister (rear)	●	●	●	●
Wipers (front) 2-speed with rain-sensing function	●	●	●	●

Seats	Roadster	Roadster GT	RF	RF GT
Seat trim:				
Black cloth	●	–	●	–
Black leather [§]	–	●	–	●
Tan leather [§]	–	○	–	○
Chroma brown nappa leather [§]	–	–	–	○
Front seats with:				
Heating function	–	●	–	●
Rake and slide adjustment	●	●	●	●
Tilt adjustment (driver)	●	●	●	●

Interior	Roadster	Roadster GT	RF	RF GT
Air-conditioning (climate control)	●	●	●	●
Ambient temperature display	●	●	●	●
Critical function warning lights/chimes	●	●	●	●
Cruise control	●	●	●	●
Cupholders	●	●	●	●
Instrument panel light dimmer	●	●	●	●
Interior illumination:				
Entry system with delayed fade	●	●	●	●
Map reading lamp	●	●	●	●
Power window switch	●	●	●	●
Leather-wrapped:				
Gear shift knob	●	●	●	●
Handbrake handle	●	●	●	●
Steering wheel	●	●	●	●
One touch (down) power windows	●	●	●	●
Puncture repair kit	●	●	●	●
Rear-view mirror with auto dimming function	–	●	–	●
Tachometer and electronic odometer/ tripmeter	●	●	●	●
Tilt and telescopic adjustable steering wheel	●	●	●	●
Trip computer	●	●	●	●
Vanity mirrors	●	●	●	●

Infotainment	Roadster	Roadster GT	RF	RF GT
7-inch full colour touch screen display (MZD Connect)	●	●	●	●
AM/FM tuner	●	●	●	●
Auxiliary-audio input jack (3.5mm mini-stereo)	●	●	●	●
Bluetooth® hands-free phone and audio capability [†]	●	●	●	●
Digital radio (DAB+)	●	●	●	●
Internet radio integration (Stitcher™ and Aha™)	●	●	●	●
Multi-function commander control	●	●	●	●
Premium Bose® 203 watt amplifier and speakers	–	●	–	●
Radio Data System (RDS) program information	●	●	●	●
Satellite navigation	●	●	●	●
Speakers (6)	●	–	●	–
Speakers (9)	–	●	–	●
Steering wheel-mounted audio controls	●	●	●	●
USB-audio input port (iPod compatible)	●	●	●	●

Safety and Security	Roadster	Roadster GT	RF	RF GT
Adaptive LED Headlamps (ALH)	–	●	–	●
Advanced keyless entry	–	●	–	●
Advanced keyless push-button engine start	●	●	●	●
Airbags SRS:				
Front	●	●	●	●
Side	●	●	●	●
Anti-lock Braking System (ABS)	●	●	●	●
Blind Spot Monitoring (BSM)	●	●	●	●
Driver Attention Alert (DAA)	–	●	–	●
Dynamic Stability Control (DSC)	●	●	●	●
Electronic Brake-force Distribution (EBD)	●	●	●	●
Emergency Brake Assist (EBA)	●	●	●	●
Emergency Stop Signal (ESS)	●	●	●	●
Engine immobiliser	●	●	●	●
High mount stop lamp	●	●	●	●
Hill Launch Assist (HLA)	●	●	●	●
Intrusion-minimising brake pedal	●	●	●	●
Lane Departure Warning (LDW)	–	●	–	●
Parking sensors (rear)	–	●	–	●
Rear Cross Traffic Alert (RCTA)	●	●	●	●
Remote central locking (2 transmitters)	●	●	●	●
Reverse camera	●	●	●	●
Seat-belt warning	●	●	●	●
Seat-belts 3-point lap-sash	●	●	●	●
Seat-belts (front) with pretensioners and load-limiters	●	●	●	●
Side impact door beams	●	●	●	●
Smart City Brake Support [Forward] (SCBS-F)	●	●	●	●
Smart City Brake Support [Reverse] (SCBS-R)	–	●	–	●
Traction Control System (TCS)	●	●	●	●
Traffic Sign Recognition (TSR)	●	●	●	●
Tyre Pressure Monitoring System (TPMS)	●	●	●	●

● = Standard, ○ = Option, – = Not available

§ Leather interior includes some Maztex material on selected high impact surfaces.

† Please check the compatibility of your Bluetooth® device (particularly your mobile phone) with the specific Mazda vehicle you intend to purchase as not all devices operate correctly. Visit www.mazda.com.au/Bluetooth or consult your Mazda Dealer for further information.

ENJOY MAZDA MX-5 WITH CONFIDENCE



REST ASSURED – YOUR WARRANTY

The quality built into Mazda MX-5 is backed up by a 5 year, unlimited kilometre factory warranty and 6 year panel protection warranty.*



MAINTAIN THAT ZOOM-ZOOM

Your Mazda MX-5 deserves the best in care. Servicing with Mazda Service Select gives your car the advantage of factory trained Service Technicians and advanced computer diagnostic systems. As well as maintaining your Mazda in A1 condition, you'll also be protecting your vehicle's outstanding resale value.

HELP IS AT HAND – MAZDA ROADSIDE ASSISTANCE

Flat batteries, running out of fuel, flat tyres – everyone faces hiccups from time to time. When the unexpected happens, Mazda Roadside Assistance is there to keep you moving. You'll be covered 24 hours a day, 365 days a year, all round Australia. Better still, your Mazda will only be worked on by Mazda-approved technicians. Choose a Standard policy offering everything needed to get going again, or Premium with extras like accommodation, a rental car and vehicle recovery. Either can be purchased across the entire Mazda range. (Terms and conditions apply.)

* New 5 year unlimited kilometre warranty available on all brand new vehicles purchased from 1 August 2018. For full terms and conditions please visit <https://www.mazda.com.au/owners/warranty/>

MAZDA MX-5 COLOUR, TRIM AND WHEELS

BODY COLOURS



Snowflake White Pearl Mica ■



Ceramic Metallic ■



Eternal Blue Mica ■



Soul Red Crystal Metallic# ■



Machine Grey Metallic# ■




Jet Black Mica


INTERIOR TRIMS



Black cloth (Roadster)



Black cloth (RF)



Black leather[§] (Roadster GT and RF GT)



Tan leather[§] (Roadster GT and RF GT)



Chroma brown nappa leather[§] (RF GT)

WHEELS



16-inch black metallic alloy wheel (Roadster)



17-inch black metallic alloy wheel (RF)



17-inch bright silver alloy wheel (Roadster GT and RF GT)

At extra cost

■ Chroma brown nappa leather only available with Snowflake White Pearl Mica, Soul Red Crystal Metallic, Machine Grey Metallic, Eternal Blue Mica and Ceramic Metallic exterior colours and black roof.

§ Leather interior includes some Maztex material on selected high impact surfaces.

All care is taken to ensure the accuracy of this brochure and availability of vehicles and features at the time of publication, however, to the extent permitted by law, Mazda Australia Pty Ltd will not be liable for any loss suffered or incurred by a purchaser or prospective purchaser if the content is inaccurate or not up to date, or if it withdraws any vehicles or features referred to in the brochure from the market. Mazda Australia Pty Ltd ABN 78 004 690 804. 211A Wellington Road, Mulgrave, Victoria, 3170. iPod is a trademark of Apple Inc., registered in the U.S. and other countries. Due to the nature of the printing process, colours may vary from those shown in this brochure. Ask your Dealer to show you a product sample.

IMAGINATION DRIVES US



Facebook.com/
MazdaAus



YouTube.com/
ZoomZoom



Twitter.com/
MazdaAus



Instagram.com/
MazdaAus

Published September 2018. MAZ13775 129.624

For further information visit mazda.com.au or Freecall 1800 034 411

*MAZDA
GENUINE
ACCESSORIES*

MX-5



ZOOM-ZOOM



mazda

MORE POWER COMES WITH MORE CHOICE

Mazda MX-5 comes with the power to deliver pure Zoom-Zoom, and when used wisely, creates a driving experience that's entirely unique. With the addition of Mazda Genuine Accessories, you have the power to make the MX-5 even more captivating, while protecting its value. Styled to complement the existing design of the vehicle, they demonstrate exceptional quality, fit and safety, and come backed by a Genuine Mazda Warranty. Mazda Genuine Accessories give you even more Zoom-Zoom.



FRONT PARKING SENSORS

Audio alerts warn you of obstructions at the front of your car whilst parking.



REAR PARKING SENSORS

Park your MX-5 with ease. A warning tone helps prevent rear bumper damage by alerting you to obstacles.



WIND BLOCKER

Reduce wind and noise in the cabin with this durable, seamlessly-integrated deflector. (Only available in soft-top)



STRUT TOWER BAR

Creates a solid brace between the two strut towers for the ultimate driving experience.




FRONT MUD GUARDS

Keeps bodywork free of dirt and road grime.



REAR MUD GUARDS

Stop mud and road grime collecting on the rear end of your car.



FEATURED HERE

- Alloy accelerator pedal
- Alloy brake and clutch pedal
- Alloy foot rest
- Floor mats
- Scuff plates
- Welcome illumination

WELCOME ILLUMINATION

Welcome lighting radiates soft blue illumination from both foot wells, while select additions enhance the sense of occasion.



FLOOR MATS

Protect your carpet with these high-quality, tailor-made branded floor mats. Fastening systems enhance safety.



SCUFF PLATES

Guard your vehicle's doorsills from scratches and scuffs with this stylish protective plate.

KUROI SPORTS PACK

Give your MX-5 an even sportier edge with the Kuroi Sports Pack. Combined with the top down and the open road, these Genuine Accessories further enhance the ultimate driving experience. (Items sold individually)

FEATURED HERE

- Air deflector
- Front under spoiler
- Protection film
- Rear lip spoiler
- Rear under spoiler
- Side under spoiler
- 16-inch black alloy wheels (available on Roadster)





CARGO TRAY

A non-slip, custom-fitted tray to shield the cargo surface from liquids, dirt and scratches.



17-INCH BLACK ALLOY WHEELS

Make a bold statement with these premium and stylish black alloy wheels. (Available on Roadster GT, RF and RF GT)



AUDIO RETRACTABLE LIGHTNING CABLE

Charge your iPhone, stream music and search through your playlists using your vehicle's audio controls.



USB TO TYPE C CABLE

The perfect way to play music and stay connected - all from the convenience of your vehicle's audio controls.



MAZDA HIGH SPECIFICATION ALARM

For added security and peace of mind, this alarm includes auto arm/disarm, battery back-up siren, door, hot-wire, bonnet and impact protection. Microwave sensors help protect your vehicles interior with the roof up or down.

ALSO AVAILABLE

- Alloy brake pedal (AT only)
- Audio retractable Micro USB cable
- Black wheel lock set
- Chrome wheel lock set
- Mazda retractable audio cable (3.5mm male-to-male)

SEE THE FULL RANGE OF MAZDA GENUINE ACCESSORIES AT **MAZDA.COM.AU**

All care is taken to ensure the accuracy of this brochure and availability of items at the time of publication, however, to the extent permitted by law, Mazda Australia Pty Ltd will not be liable for any loss suffered or incurred by a purchaser or prospective purchaser if the content is inaccurate or not up to date, or if it withdraws any products in the brochure from the market. Specifications, features and availability may vary from State to State and may change without notice. Please refer to [mazda.com.au](https://www.mazda.com.au) or consult your Mazda Dealer prior to placing an order to ascertain current information on availability, specifications, features and prices. Mazda Australia Pty Ltd ABN 78 004 690 804, 211A Wellington Road, Mulgrave, Victoria 3170. All Mazda Genuine Accessories fitted at the point of sale of a new Mazda passenger vehicle are covered under the Mazda 5 year/unlimited kilometre warranty. Mazda Genuine Accessories fitted after the sale of a new Mazda vehicle are covered by the Mazda 2 year or 40,000 kilometre warranty (whichever should occur first). New 5 year unlimited kilometre warranty available on all brand new vehicles purchased from 1 August 2018. For full terms and conditions please visit <https://www.mazda.com.au/owners/warranty/>
Published September 2018. MAZ13776 129.625